

FORM 1

Company Name & Code : Shriram Life Insurance Company Limited & 128

Statement as on : 31.03.2009

Name of the Fund : Life Fund

Statement of Investment and Income on Investment

Periodicity of Submission : Quarterly

Rs. Lakhs

No	Category of Investment	COI	Current Quarter				Year to Date				Previous Year			
			Investment (Rs.)	Income on Investment (Rs.)	Gross Yield (%) *	Net Yield (%)	Investment (Rs.)	Income on Investment (Rs.)	Gross Yield (%) *	Net Yield (%)	Investment (Rs.)	Income on Investment (Rs.)	Gross Yield (%)	Net Yield (%)
A	GOVERNMENT SECURITIES													
A01	Central Government Bonds	CGSB	7,888.19	135.28	7.00	6.01	7,888.19	1,103.39	14.98	12.86	7,323.19	562.07	8.07	6.92
A02	Special Deposits	CSPD	-	-	-	-	-	-	-	-	-	-	-	-
A03	Deposit under section 7 of Insurance Act, 1938	CDSS	756.64	13.91	7.90	6.78	756.64	42.12	8.96	7.69	447.72	33.68	11.21	9.62
A04	Treasury Bills	CTRB	-	-	-	-	-	-	-	-	-	-	-	-
				-			-	-			-	-		
B	GOVERNMENT SECURITIES/ OTHER APPROVED SECURITIES			-			-	-			-	-		
B01	Central Government Guaranteed Loans / Bonds	CGSL	-	-	-	-	-	-	-	-	-	-	-	-
B02	State Government Bonds	SGGB	-	-	-	-	-	-	-	-	-	-	-	-
B03	State Government Guaranteed Loans	SGGL	-	-	-	-	-	-	-	-	-	-	-	-
B04	Other Approved Securities (excluding Infrastructure Investments)	SGOA	1,483.35	31.50	8.50	7.30	1,483.35	119.32	8.83	7.58	1,013.93	17.17	8.27	7.10
B05	Guaranteed Equity	SGGE	-	-	-	-	-	-	-	-	-	-	-	-
				-			-	-			-	-		
C	HOUSING & LOANS TO STATE GOVT. FOR HOUSING AND FIRE FIGHTING EQUIPMENT			-			-	-			-	-		
C01	Loans to State Government for Housing	HLSH	-	-	-	-	-	-	-	-	-	-	-	-
C02	Loans to State Government for Fire Fighting Equipments	HLSF	-	-	-	-	-	-	-	-	-	-	-	-
C03	Term Loan - HUDCO / NHB / Institutions accredited by NHB	HTLH	-	-	-	-	-	-	-	-	-	-	-	-
C04	Commerical Papars - NHB / Institutions accredited by NHB	HTLN	-	-	-	-	-	-	-	-	-	-	-	-
C05	Housing - Securitised Assets	HMBS	-	-	-	-	-	-	-	-	-	-	-	-
C06	Debentures / Bonds / CP's / Loans - (Promoter Group)	HDPG	-	-	-	-	-	-	-	-	-	-	-	-
	<u>Taxable Bonds</u>		-	-	-	-	-	-	-	-	-	-	-	-
C06	Bonds/ Debentures issued by HUDCO	HTHD	-	-	-	-	-	-	-	-	-	-	-	-
C07	Bonds/ Debentures issued by NHB / Institutions accredited by NHB	HTDN	677.76	14.76	8.71	7.48	677.76	59.78	8.82	7.57	-	-	-	-
C08	Bonds/ Debentures issued by Authority constituted under any Housing/ Building Scheme approved by Central/ State/ and Authority or Body constituted by Central/ State Act	HTDA	-	-	-	-	-	-	-	-	-	-	-	-
	<u>Tax Free Bonds</u>		-	-	-	-	-	-	-	-	-	-	-	-

L.R

Statement of Investment and Income on Investment

Periodicity of Submission : Quarterly

Rs. Lakhs

No	Category of Investment	COI	Current Quarter				Year to Date				Previous Year			
			Investment (Rs.)	Income on Investment (Rs.)	Gross Yield (%) *	Net Yield (%)	Investment (Rs.)	Income on Investment (Rs.)	Gross Yield (%) *	Net Yield (%)	Investment (Rs.)	Income on Investment (Rs.)	Gross Yield (%)	Net Yield (%)
C09	Bonds/ Debentures issued by HUDCO	HFHD	-	-			-	-			-	-		
C010	Bonds/ Debentures issued by NHB / Institutions accredited by NHB	HFDN	-	-			-	-			-	-		
C011	Bonds/ Debentures issued by Authority constituted under any Housing/ Building Scheme approved by Central/ State/ any Authority or Body constituted by Central/ State Act	HFDA	-	-			-	-			-	-		
				-			-	-			-	-		
D	INFRASTRUCTURE INVESTMENTS			-			-	-			-	-		
D01	Infrastructure - Other Approved Securities	ISAS	-	-			-	-			-	-		
D02	Infrastructure - PSU - Equity shares - Quoted	ITPE	-	-			-	-			-	-		
D03	Infrastructure - Corporate Securities - Equity shares - Quoted	ITCE	-	-			-	-			-	-		
D04	Infrastructure - Equity and Equity Related Instruments (Promoter Group)	IEPG	-	-			-	-			-	-		
D05	Infrastructure - Securitised Assets	IESA	-	-			-	-			-	-		
D06	Infrastructure - Debentures/ Bonds / CPs / Loans - (Promoter Group)	IDPG	-	-			-	-			-	-		
	<u>TAXABLE BONDS</u>		-	-			-	-			-	-		
D07	Infrastructure - PSU - Debentures / Bonds	IPTD	3,324.24	64.66	7.78	6.68	3,324.24	219.88	7.89	6.78	2,648.56	164.38	5.50	4.72
D08	Infrastructure - PSU - CPs	IPCP	-	-			-	-			-	-		
D09	Infrastructure - Other Corporate Securities - Debentures / Bonds	ICTD	-	-			-	-			-	-		
D10	Infrastructure - Other Corporate Securities - CPs	ICCP	-	-			-	-			-	-		
D11	Infrastructure - Term Loans (with Charge)	ILWC	-	-			-	-			-	-		
	<u>TAX FREE BONDS</u>		-	-			-	-			-	-		
D12	Infrastructure - PSU - Debentures / Bonds	IPFD	-	-			-	-			-	-		
D13	Infrastructure - Other Corporate Securities - Debentures / Bonds	ICFD	-	-			-	-			-	-		
				-			-	-			-	-		
E	APPROVED INVESTMENT SUBJECT TO EXPOSURE NORMS			-			-	-			-	-		
E01	PSU - Equity shares - Quoted	EAEQ	209.94	2.00	2.99	2.57	209.94	4.75	1.82	1.56	-	-		
E02	Corporate Securities - Equity shares (Ordinary) - Quoted	EACE	189.19	0.19	0.22	0.19	189.19	14.84	4.61	3.95	700.83	50.19	13.16	11.30
E03	Equity Shares - Companies incorporated outside India (invested prior to IRDA Regulations)	EFES	-	-			-	-			-	-		
E04	Equity Shares (incl. Equity related Instruments) - Promoter Group	EEPG	-	-			-	-			-	-		

212

Statement of Investment and Income on Investment

Periodicity of Submission : Quarterly

Rs. Lakhs

No	Category of Investment	COI	Current Quarter				Year to Date				Previous Year			
			Investment (Rs.)	Income on Investment (Rs.)	Gross Yield (%) *	Net Yield (%)	Investment (Rs.)	Income on Investment (Rs.)	Gross Yield (%) *	Net Yield (%)	Investment (Rs.)	Income on Investment (Rs.)	Gross Yield (%)	Net Yield (%)
E05	Corporate Securities - Bonds - (Taxable)	EPBT	1,200.00	22.19	7.40	6.35	1,200.00	89.75	7.48	6.42	1,200.00	90.25	7.81	6.71
E06	Corporate Securities - Bonds - (Tax Free)	EPBF	-	-	-	-	-	-	-	-	-	-	-	-
E07	Corporate Securities - Preference Shares	EPNQ	3.33	-	-	-	3.33	0.01	0.41	0.35	3.33	-	-	-
E08	Corporate Securities - Investments in Subsidiaries	ECIS	-	-	-	-	-	-	-	-	-	-	-	-
E09	Corporate Securities - Debentures	ECOS	1,885.01	43.79	9.29	7.97	1,885.01	170.82	9.77	8.38	2,447.05	137.55	8.58	7.37
E10	Corporate Securities - Debentures / Bonds / CPs / Loan - (Promoter Group)	EDPG	-	-	-	-	-	-	-	-	-	-	-	-
E11	Corporate Securities - Derivative Instruments	ECDI	-	-	-	-	-	-	-	-	-	-	-	-
E12	Investment properties - Immovable	EINP	-	-	-	-	-	-	-	-	-	-	-	-
E13	Loans - Policy Loans	ELPL	-	-	-	-	-	-	-	-	-	-	-	-
E14	Loans - Secured Loans - Mortgage of Property in India (Term Loan)	ELMI	-	-	-	-	-	-	-	-	-	-	-	-
E15	Loans - Secured Loans - Mortgage of Property outside India (Term Loan)	ELMO	-	-	-	-	-	-	-	-	-	-	-	-
E16	Deposits - Deposit with scheduled Banks, FIs (incl. Bank Balance awaiting Investment), CCIL, RBI	ECDB	918.55	15.76	9.87	8.47	918.55	38.29	12.85	11.03	300.00	10.41	5.34	4.59
E17	Deposits - CDs with Scheduled Banks	EDCD	-	-	-	-	-	-	-	-	-	-	-	-
E18	Deposits - Repo / Reverse Repo	ECMR	-	-	-	-	-	-	-	-	-	-	-	-
E19	Deposit with Primary Dealers duly recognised by Reserve Bank of India	EDPD	-	-	-	-	-	-	-	-	-	-	-	-
E20	CCIL - CBLO	ECBO	-	-	-	-	-	-	-	-	-	-	-	-
E21	Commercial Papers	ECCP	-	-	-	-	-	-	-	-	-	-	-	-
E22	Application Money	ECAM	-	-	-	-	-	-	-	-	-	-	-	-
E23	Perpetual Debt Instruments of Tier I & II Capital issued by PSU Banks	EUPD	-	-	-	-	-	59.70	13.30	11.42	-	-	-	-
E24	Perpetual Debt Instruments of Tier I & II Capital issued by Non - PSU Banks	EPPD	-	-	-	-	-	-	-	-	-	-	-	-
E25	Perpetual Non - Cum. P.Shares & Redemeemabe Cumulative P.Shares of Tier 1 & 2 Capital issued by PSU Banks	EUPS	-	-	-	-	-	-	-	-	-	-	-	-
E26	Perpetual Non - Cum. P.Shares & Redemeemabe Cumulative P.Shares of Tier 1 & 2 Capital issued by Non - PSU Banks	EPPS	-	-	-	-	-	-	-	-	-	-	-	-
E27	Foreign Debt Securities (invested prior to IRDA Regulations)	EFDS	-	-	-	-	-	-	-	-	-	-	-	-
E28	Mutual Funds - Gilt / G Sec / Liquid Schemes	EGMF	51.16	1.29	2.58	2.22	51.16	8.43	7.71	6.62	58.45	35.97	6.00	5.15
E29	Mutual Funds - (under Insurer's Promoter Group)	EMPG	-	-	-	-	-	-	-	-	-	-	-	-
E30	Net Current Assets (Only in respect of ILIP Business)	ENCA	-	-	-	-	-	-	-	-	-	-	-	-

Statement of Investment and Income on Investment

Periodicity of Submission : Quarterly

Rs. Lakhs

No	Category of Investment	COI	Current Quarter				Year to Date				Previous Year			
			Investment (Rs.)	Income on Investment (Rs.)	Gross Yield (%) *	Net Yield (%)	Investment (Rs.)	Income on Investment (Rs.)	Gross Yield (%) *	Net Yield (%)	Investment (Rs.)	Income on Investment (Rs.)	Gross Yield (%)	Net Yield (%)
F	OTHER INVESTMENTS			-			-	-			-	-		
F01	Bonds - PSU - Taxable	OBPT	-	-			-	-			-	-		
F02	Bonds - PSU - Tax Free	OBPF	-	-			-	-			-	-		
F03	Equity Shares (incl Co-op Societies)	OESH	94.36	0.19	0.37	32.15%	94.36	9.87	4.57	3.93	-	-		
F04	Equity Shares (PSUs & Unlisted)	OEPU	-	-			-	-			-	-		
F05	Equity Shares (incl. Equity related Instruments) - Promoter Group	OEPG	-	-			-	-			-	-		
F06	Debentures	OLDB	-	-			-	-			-	-		
F07	Debentures / Bonds / CPs / Loans etc.- (Promoter Group)	ODPG	910.69	29.21	16.48	14.15	910.69	94.87	11.84	10.16	823.12	79.21	11.17	9.59
F08	Commercial Papers	OACP	-	-			-	-			-	-		
F09	Preference Shares	OPSH	-	-			-	-			-	-		
F10	Venture Fund	OVNF	-	-			-	-			-	-		
F11	Short term Loans (Unsecured Deposits)	OSLU	-	-			-	-			-	-		
F12	Term Loans (without Charge)	OTLW	-	-			-	-			-	-		
F13	Mutual Funds - Debt / Income / Serial Plans / Liquid Schemes	OMGS	-	-			-	-			-	-		
F14	Mutual Funds - (under Insurer's Promoter Group)	OMPG	-	-			-	-			-	-		
F15	Derivative Instruments	OCDI	-	-			-	-			-	-		
F16	Securitized Assets	OPSA	-	-			-	-			-	-		
F17	Investment Properties - Immovable	OIPI	-	-			-	-			-	-		
TOTAL			19,592.40	374.76	7.74	6.64	19,592.40	2,035.83	11.27	9.68	16,966.19	1,180.87	7.78	6.68

CERTIFICATION

Certified that the information given herein are correct and complete to the best of my knowledge and belief and nothing has been suppressed.

* Annualized yields

Reclassification of Investments done in the Current Year as per the IRDA (Investment) (Fourth Amendment) Regulations, 2008 published on 22nd Aug 2008.

Date : 29.06.2009


B.R. Hariharam
Chief Investment Officer

FORM 1

Company Name & Code : Shriram Life Insurance Company Limited & 128

Statement as on : 31.03.2009

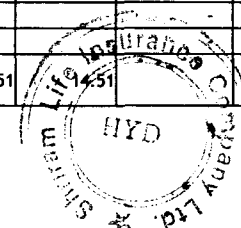
Name of the Fund : ULIP Fund

Statement of Investment and Income on Investment

Periodicity of Submission : Quarterly


Rs. Lakhs

No	Category of Investment	COI	Current Quarter				Year to Date				Previous Year			
			Investment (Rs.)	Income on Investment (Rs.)	Gross Yield (%) *	Net Yield (%)	Investment (Rs.)	Income on Investment (Rs.)	Gross Yield (%) *	Net Yield (%)	Investment (Rs.)	Income on Investment (Rs.)	Gross Yield (%)	Net Yield (%)
A	GOVERNMENT SECURITIES													
A01	Central Government Bonds	CGSB	936.23	(139.50)	-113.43	-113.43	936.23	(113.16)	-253.94	-253.94	-	-		
A02	Special Deposits	CSPD	-	-			-	-			-	-		
A03	Deposit under section 7 of Insurance Act, 1938	CDSS	-	-			-	-			-	-		
A04	Treasury Bills	CTRB	-	-			-	-			-	-		
				-			-	-			-	-		
B	GOVERNMENT SECURITIES/ OTHER APPROVED SECURITIES		-	-			-	-			-	-		
B01	Central Government Guaranteed Loans / Bonds	CGSL	-	-			-	-			-	-		
B02	State Government Bonds	SGGB	-	-			-	-			-	-		
B03	State Government Guaranteed Loans	SGGL	-	-			-	-			-	-		
B04	Other Approved Securities (excluding Infrastructure Investments)	SGOA	-	-			-	-			-	-		
B05	Guaranteed Equity	SGGE	-	-			-	-			-	-		
				-			-	-			-	-		
C	HOUSING & LOANS TO STATE GOVT. FOR HOUSING AND FIRE FIGHTING EQUIPMENT		-	-			-	-			-	-		
C01	Loans to State Government for Housing	HLSH	-	-			-	-			-	-		
C02	Loans to State Government for Fire Fighting Equipments	HLSF	-	-			-	-			-	-		
C03	Term Loan - HUDCO / NHB / Institutions accredited by NHB	HTLH	-	-			-	-			-	-		
C04	Commerical Papars - NHB / Institutions accredited by NHB	HTLN	-	-			-	-			-	-		
C05	Housing - Securitised Assets	HMBS	-	-			-	-			-	-		
C06	Debentures / Bonds / CP's / Loans - (Promoter Group)	HDPG	-	-			-	-			-	-		
	<u>Taxable Bonds</u>		-	-			-	-			-	-		
C06	Bonds/ Debentures issued by HUDCO	HTHD	-	-			-	-			-	-		
C07	Bonds/ Debentures issued by NHB / Institutions accredited by NHB	HTDN	2,958.37	53.48	4.82	4.82	2,958.37	357.13	14.51					



No	Category of Investment	COI	Current Quarter				Year to Date				Previous Year			
			Investment (Rs.)	Income on Investment (Rs.)	Gross Yield (%) *	Net Yield (%)	Investment (Rs.)	Income on Investment (Rs.)	Gross Yield (%) *	Net Yield (%)	Investment (Rs.)	Income on Investment (Rs.)	Gross Yield (%)	Net Yield (%)
C08	Bonds/ Debentures issued by Authority constituted under any Housing/ Building Scheme approved by Central/ State/ and Authority or Body constituted by Central/ State Act	HTDA	-	-			-	-			-	-		
	<u>Tax Free Bonds</u>		-	-			-	-			-	-		
C09	Bonds/ Debentures issued by HUDCO	HFHD	-	-			-	-			-	-		
C10	Bonds/ Debentures issued by NHB / Institutions accredited by NHB	HFDN	-	-			-	-			-	-		
C11	Bonds/ Debentures issued by Authority constituted under any Housing/ Building Scheme approved by Central/ State/ any Authority or Body constituted by Central/ State Act	HFDA	-	-			-	-			-	-		
			-	-			-	-			-	-		
D	INFRASTRUCTURE INVESTMENTS		-	-			-	-			-	-		
D01	Infrastructure - Other Approved Securities	ISAS	-	-			-	-			-	-		
D02	Infrastructure - PSU - Equity shares - Quoted	ITPE	-	-			-	-			-	-		
D03	Infrastructure - Corporate Securities - Equity shares - Quoted	ITCE	-	-			-	-			-	-		
D04	Infrastructure - Equity and Equity Related Instruments (Promoter Group)	IEPG	-	-			-	-			-	-		
D05	Infrastructure - Securitised Assets	IESA	-	-			-	-			-	-		
D06	Infrastructure - Debentures/ Bonds / CPs / Loans - (Prometer Group)	IDPG	-	-			-	-			-	-		
	<u>TAXABLE BONDS</u>		-	-			-	-			-	-		
D07	Infrastructure - PSU - Debentures / Bonds	IPTD	2,717.87	55.15	6.54	6.54	2,717.87	193.48	31.19	31.19	427.13	36.25	10.98	10.98
D08	Infrastructure - PSU - CPs	IPCP	-	-			-	-			-	-		
D09	Infrastructure - Other Corporate Securities - Debentures / Bonds	ICTD	-	-			-	-			-	-		
D10	Infrastructure - Other Corporate Securities - CPs	ICCP	-	-			-	-			-	-		
D11	Infrastructure - Term Loans (with Charge)	ILWC	-	-			-	-			-	-		
	<u>TAX FREE BONDS</u>		-	-			-	-			-	-		
D12	Infrastructure - PSU - Debentures / Bonds	IPFD	-	-			-	-			-	-		
D13	Infrastructure - Other Corporate Securities - Debentures / Bonds	ICFD	-	-			-	-			-	-		
			-	-			-	-			-	-		
E	APPROVED INVESTMENT SUBJECT TO EXPOSURE NORMS		-	-			-	-			-	-		
E01	PSU - Equity shares - Quoted	EAEQ	8,728.60	758.08	25.60	25.60	8,728.60	(870.81)	-16.78	-16.78	5,050.77	405.63	14.52	14.52
E02	Corporate Securities - Equity shares (Ordinary) - Quoted	EACE	18,614.64	272.63	4.42	4.42	18,614.64	(8,482.12)	-57.83	-57.83	14,040.26	577.29	6.41	6.41

No	Category of Investment	COI	Current Quarter				Year to Date				Previous Year			
			Investment (Rs.)	Income on Investment (Rs.)	Gross Yield (%) *	Net Yield (%)	Investment (Rs.)	Income on Investment (Rs.)	Gross Yield (%) *	Net Yield (%)	Investment (Rs.)	Income on Investment (Rs.)	Gross Yield (%)	Net Yield (%)
E03	Equity Shares - Companies incorporated outside India (invested prior to IRDA Regulations)	EFES	-	-	-	-	-	-	-	-	-	-	-	-
E04	Equity Shares (incl. Equity related Instruments) - Promoter Group	EEPG	-	-	-	-	-	-	-	-	-	-	-	-
E05	Corporate Securities - Bonds - (Taxable)	EPBT	-	-	-	-	-	-	-	-	-	-	-	-
E06	Corporate Securities - Bonds - (Tax Free)	EPBF	-	-	-	-	-	-	-	-	-	-	-	-
E07	Corporate Securities - Preference Shares	EPNQ	12.31	(33.11)	-853.01	-853.01	12.31	(27.01)	-79.84	-79.84	39.47	2.34	12.60	12.60
E08	Corporate Securities - Investments in Subsidiaries	ECIS	-	-	-	-	-	-	-	-	-	-	-	-
E09	Corporate Securities - Debentures	ECOS	9,575.60	207.19	5.75	5.75	9,575.60	1,034.55	11.65	11.65	12,093.12	722.90	10.33	10.33
E10	Corporate Securities - Debentures / Bonds / CPs / Loan - (Promoter Group)	EDPG	-	-	-	-	-	-	-	-	-	-	-	-
E11	Corporate Securities - Derivative Instruments	ECDI	-	-	-	-	-	-	-	-	-	-	-	-
E12	Investment properties - Immovable	EINP	-	-	-	-	-	-	-	-	-	-	-	-
E13	Loans - Policy Loans	ELPL	-	-	-	-	-	-	-	-	-	-	-	-
E14	Loans - Secured Loans - Mortgage of Property in India (Term Loan)	ELMI	-	-	-	-	-	-	-	-	-	-	-	-
E15	Loans - Secured Loans - Mortgage of Property outside India (Term Loan)	ELMO	-	-	-	-	-	-	-	-	-	-	-	-
E16	Deposits - Deposit with scheduled Banks, FIs (incl. Bank Balance awaiting Investment), CCIL, RBI	ECDB	1,486.62	19.20	4.93	4.93	1,486.62	21.65	30.33	30.33	350.00	38.97	12.53	10.76
E17	Deposits - CDs with Scheduled Banks	EDCD	-	-	-	-	-	-	-	-	-	-	-	-
E18	Deposits - Repo / Reverse Repo	ECMR	-	-	-	-	-	-	-	-	-	-	-	-
E19	Deposit with Primary Dealers duly recognised by Reserve Bank of India	EDPD	-	-	-	-	-	-	-	-	-	-	-	-
E20	CCIL - CBLO	ECBO	-	-	-	-	-	-	-	-	-	-	-	-
E21	Commercial Papers	ECCP	-	-	-	-	-	-	-	-	-	-	-	-
E22	Application Money	ECAM	-	-	-	-	-	-	-	-	-	-	-	-
E23	Perpetual Debt Instruments of Tier I & II Capital issued by PSU Banks	EUPD	-	(3.94)	0.00	0.00	-	45.46	5.77	5.77	-	-	-	-
E24	Perpetual Debt Instruments of Tier I & II Capital issued by Non - PSU Banks	EPPD	525.87	34.46	17.40	17.40	525.87	54.76	11.42	11.42	-	-	-	-
E25	Perpetual Non - Cum. P.Shares & Redemeemabe Cumulative P.Shares of Tier 1 & 2 Capital issued by PSU Banks	EUPS	-	-	-	-	-	-	-	-	-	-	-	-
E26	Perpetual Non - Cum. P.Shares & Redemeemabe Cumulative P.Shares of Tier 1 & 2 Capital issued by Non - PSU Banks	EPPS	-	-	-	-	-	-	-	-	-	-	-	-
E27	Foreign Debt Securities (invested prior to IRDA Regulations)	EFDS	-	-	-	-	-	-	-	-	-	-	-	-



ULIP

No	Category of Investment	COI	Current Quarter				Year to Date				Previous Year			
			Investment (Rs.)	Income on Investment (Rs.)	Gross Yield (%) *	Net Yield (%)	Investment (Rs.)	Income on Investment (Rs.)	Gross Yield (%) *	Net Yield (%)	Investment (Rs.)	Income on Investment (Rs.)	Gross Yield (%)	Net Yield (%)
E28	Mutual Funds - Gilt / G Sec / Liquid Schemes	EGMF	15.94	0.30	5.06	5.06	15.94	20.30	4.59	4.59	1,750.00	1.40	0.15	0.15
E29	Mutual Funds - (under Insurer's Promoter Group)	EMPG	-	-	-	-	-	-	-	-	-	-	-	-
F	OTHER INVESTMENTS		-	-	-	-	-	-	-	-	-	-	-	-
F01	Bonds - PSU - Taxable	OBPT	-	-	-	-	-	-	-	-	-	-	-	-
F02	Bonds - PSU - Tax Free	OBPF	-	-	-	-	-	-	-	-	-	-	-	-
F03	Equity Shares (incl Co-op Societies)	OESH	6,440.51	(188.36)	-8.56	-8.56	6,440.51	(2,743.34)	-55.34	-55.34	-	-	-	-
F04	Equity Shares (PSUs & Unlisted)	OEPU	-	-	-	-	-	-	-	-	-	-	-	-
F05	Equity Shares (incl. Equity related Instruments) - Promoter Group	OEPG	-	-	-	-	-	-	-	-	-	-	-	-
F06	Debentures	OLDB	-	-	-	-	-	-	-	-	-	-	-	-
F07	Debentures / Bonds / CPs / Loans etc.- (Promoter Group)	ODPG	-	-	-	-	-	-	-	-	-	-	-	-
F08	Commercial Papers	OACP	-	-	-	-	-	-	-	-	-	-	-	-
F09	Preference Shares	OPSH	-	-	-	-	-	-	-	-	-	-	-	-
F10	Venture Fund	OVNF	-	-	-	-	-	-	-	-	-	-	-	-
F11	Short term Loans (Unsecured Deposits)	OSLU	-	-	-	-	-	-	-	-	-	-	-	-
F12	Term Loans (without Charge)	OTLW	-	-	-	-	-	-	-	-	-	-	-	-
F13	Mutual Funds - Debt / Income / Serial Plans / Liquid Schemes	OMGS	-	-	-	-	-	-	-	-	-	-	-	-
F14	Mutual Funds - (under Insurer's Promoter Group)	OMPG	-	-	-	-	-	-	-	-	-	-	-	-
F15	Derivative Instruments	OCDI	-	-	-	-	-	-	-	-	-	-	-	-
F16	Securitized Assets	OPSA	-	-	-	-	-	-	-	-	-	-	-	-
F17	Investment Properties - Immovable	OIPI	-	-	-	-	-	-	-	-	-	-	-	-
TOTAL			52,012.57	1,035.59	5.80	5.80	52,012.57	(10,509.11)	-27.20	-27.20	33,750.76	1,784.78	8.83	8.83

CERTIFICATION


Certified that the information given herein are correct and complete to the best of my knowledge and belief and nothing has been suppressed.

* Annualized yields

Reclassification of Investments done as per the IRDA (Investment) (Fourth Amendment) Regulations, 2008 published on 22nd Aug 2008.

Difference of Rs 2,547.24 lacs between the Total in this Form and Form 3A (Part A) & Form 5 refers to Net Current Assets in respect of ULIP Business (CAT Code ENCA); included in Form 3A (Part A) & Form 5 as part of Total Fund Value but not in Form 1.

Date : 29.06.2009


B.R. Hariharam
Chief Investment Officer

